



Sonoran Trails
Middle School



NSF Research Experience
for **TEACHERS**

(RET)



RET Project: Detecting Pneumonia Using Audio Spectral Features

Ashley Fauss

7th/8th Grade Science

Sonoran Trails Middle School

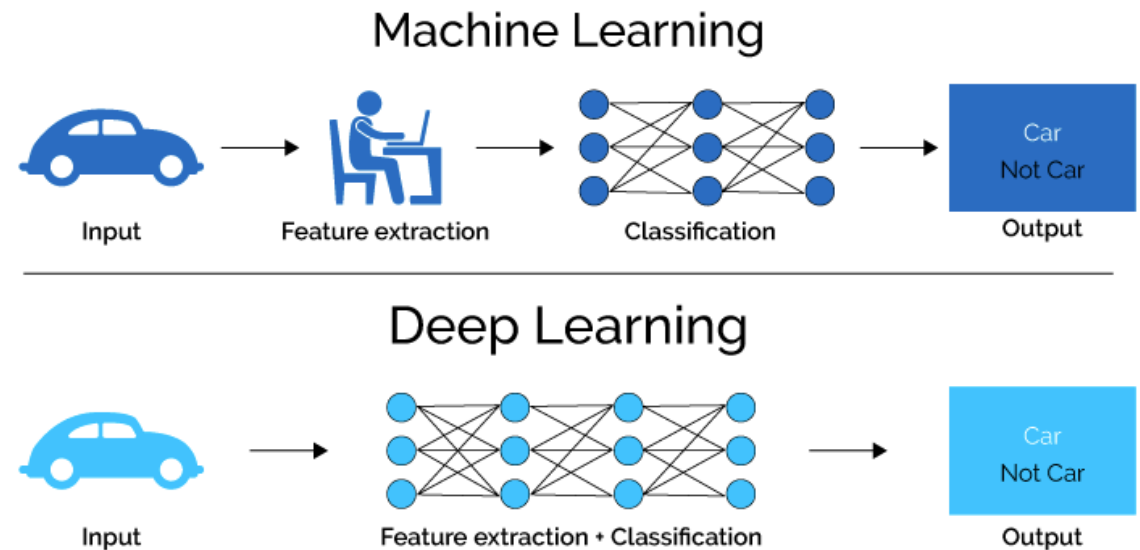
Mentors: Michael Esposito, Sunil Rao, Andreas Spanias

NSF Award 1953745

<https://sensip.engineering.asu.edu/ret/>

RET Schedule and Training

- Technical Discussions:
 - Regression, Clustering and Classification, Neural Nets. JDSP
- Embedded Hardware:
 - Software Development for Embedded Hardware
- Video Lectures:
 - Sensors, accelerometers, clinical/social implications,
- Working in a Research Environment
- Sustaining a Technical Vision
- PBL, Careers in STEM




<https://lawtomated.com/a-i-technical-machine-vs-deep-learning/>

RET Schedule and Training

Research Materials

- Anaconda
- Spyder
- Google Colab
- GitHub
- Google Scholar



RET Lab Experience Research Summary

Problem:

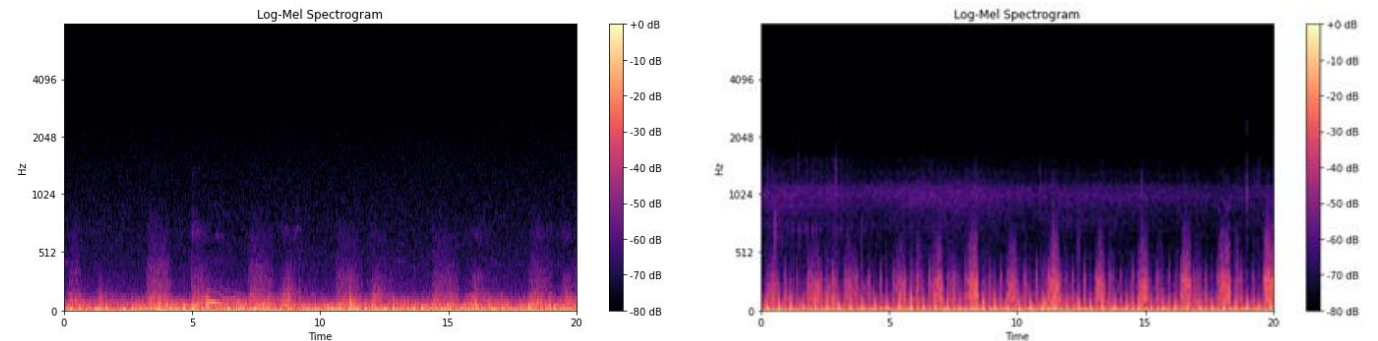
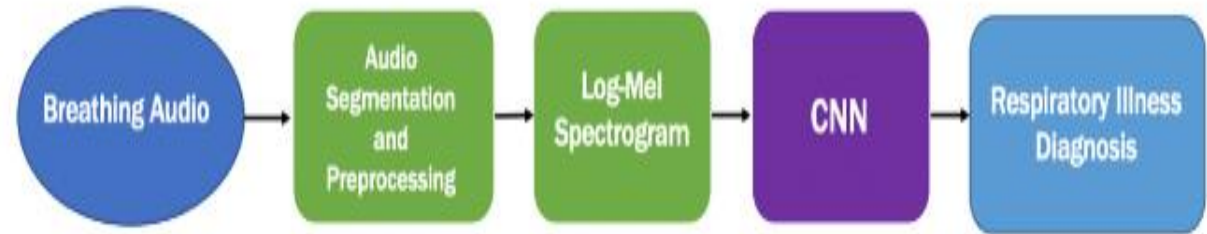
- How can we use machine learning to detect respiratory pathologies?

What has already been done?

- COVID-19
- Smoking induced respiratory changes
- Identifying tuberculous pleural effusion

Plan:

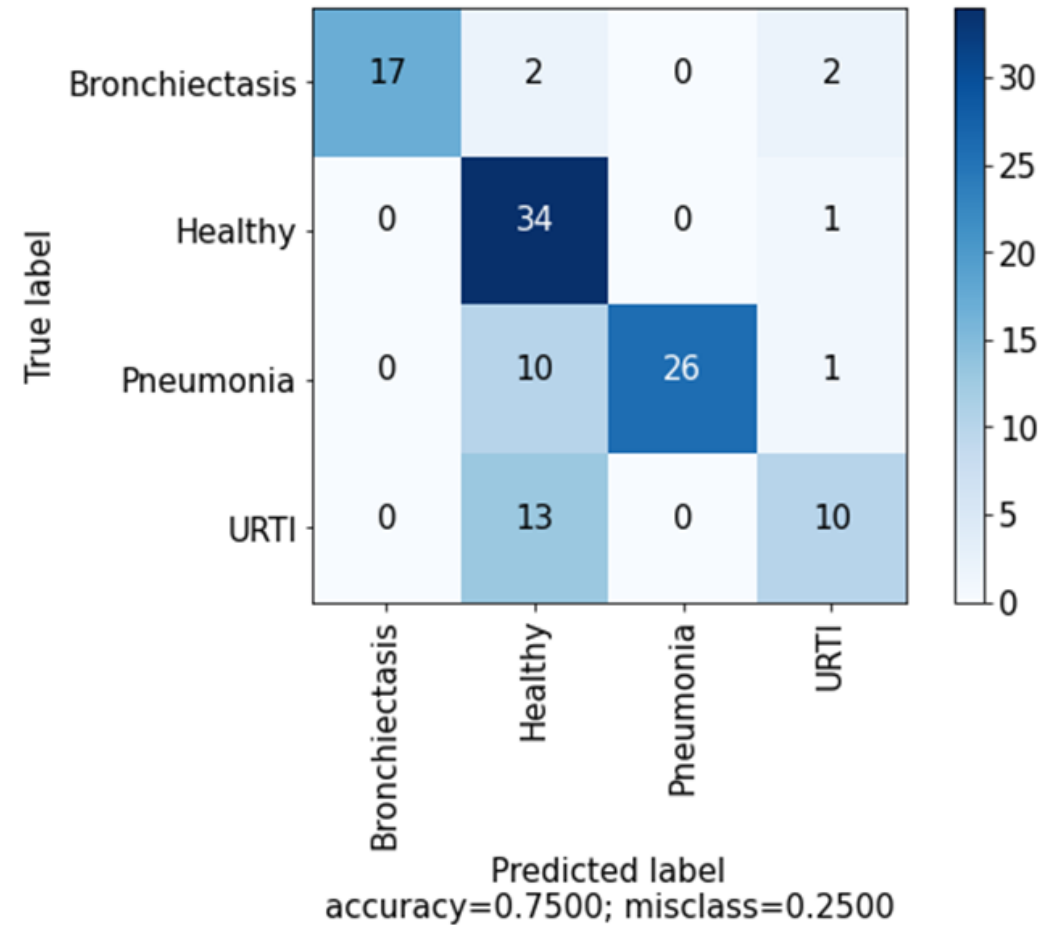
- Obtain data from audio databases of breathing cycle sounds
- Used spectral estimation and customized statistical features
- Challenge: bias in data set
- Use neural network methods to classify audio samples
- Output diagnosis / confusion matrix



RET Lab Experience Research Summary

Research Conclusions

- 75% accuracy
- Dataset must not be biased
- Options if data is biased:
 - Curate (worked best in this case)
 - Re-run model with a different loss function (focal loss)
- Future applications:
 - Sift through large quantities of data in less time
 - Human specialists



RET Instructional Lesson Implementation

- **Standard:**

- Develop and use a model to explain how cells, tissues, and organ systems maintain life (animals).

- **Objectives:**

- Students will create a model of the respiratory system and structures involved.
- Students will determine how pneumonia affects these structures. (maintain life)
- Students will attempt to detect pneumonia using audio samples and spectrograms in hopes to compete with a machine learning algorithm.

RET Instructional Lesson Implementation

Lesson Description

- Prior to lesson:
 - Build a model of a lung and label structures
 - Determine what can happen when structures in lungs aren't functioning properly
- Lesson:
 - Spectrograms
 - Listen to audio samples (in partners) and view spectrograms to look for trends in order to detect pneumonia
 - Machine learning intro
 - See how their accuracy compares
 - Discuss future clinical applications of this research and its impact on society





shutterstock.com • 1870439977

References

- Liaqat, D., Liaqat, S., Chen, J. L., Sedaghat, T., Gabel, M., Rudzicz, F., & de Lara, E. (2021, June). Coughwatch: Real-World Cough Detection using Smartwatches. In *ICASSP 2021-2021 IEEE International Conference on Acoustics, Speech and Signal Processing (ICASSP)* (pp. 8333-8337). IEEE.
- Tiwari, U., Bhosale, S., Chakraborty, R., & Kopparapu, S. K. (2021, June). Deeplung Auscultation Using Acoustic Biomarkers for Abnormal Respiratory Sound Event Detection. In *ICASSP 2021-2021 IEEE International Conference on Acoustics, Speech and Signal Processing (ICASSP)* (pp. 1305-1309). IEEE.
- Kushwaha S, Bahl S, Bagha AK, Parmar KS, Javaid M, Haleem A, Singh RP. Significant applications of machine learning for COVID-19 pandemic. *Journal of Industrial Integration and Management*. 2020 Dec 1;5(4).
- Rodriguez, Ciro Rodriguez, Daniel Angeles, Renzo Chafloque, Freddy Kaseng, and Bishwajeet Pandey. "Deep Learning Audio Spectrograms Processing to the Early COVID-19 Detection." *2020 12th Int, Conference on CICN*, pp. 429-434. IEEE, 2020.
- M.Esposito, S. Rao, V. Narayanaswamy, A. Spanias, "COVID-19 Detection using Audio Spectral Features and Machine Learning," *Asilomar Conference on Circuits, Systems and Computers*, Monterey, Oct. 2021.
- Han, J., Brown, C., Chauhan, J., Grammenos, A., Hasthanasombat, A., Spathis, D., ... & Mascolo, C, .. "Exploring Automatic COVID-19 Diagnosis via voice and symptoms from Crowdsourced Data," *Proc. IEEE ICASSP 2021*, pp. 8328-8332, Toronto, June 2021.
- Deshmukh, Soham, Mahmoud Al Ismail, and Rita Singh. "Interpreting glottal flow dynamics for detecting COVID-19 from voice." *Proc. IEEE ICASSP 2021*, pp. 1055-1059. IEEE, Toronto, June 2021.
- Qian, Kun, Maximilian Schmitt, Huaiyuan Zheng, Tomoya Koike, Jing Han, Juan Liu, Wei Ji et al. "Computer Audition for Fighting the SARS-CoV-2 Corona Crisis—Introducing the Multi-task Speech Corpus for COVID-19." *IEEE Internet of Things Journal* (2021).